


KT-450 TELECOM RELAY

KYOTA

RU _{us} E331430
20.5 × 10 × 11.8



- DPDT configuration
- High sensitivity
- DIP standard terminals
- Sealed version
- Surge strength 1500V FCC68
- Clearance more than 1.2 mm between coil and contacts
- Creepage more than 1.9 mm between coil and contacts
- Conform to RoHS,ELV directive

CONTACT DATA

Contact Form	2C
Contact Material	Silver Alloy
Load	Resistive load(COS Φ=1)
Contact Ratings	1A 120V AC 2A 24 VDC
Minimum load	1mA 5VDC
Max Switching Voltage	240VAC/60VDC
Max Switching Current	2A
Max Switching Power	120VA/60W
Contact Resistance	100m Ω Max at 6VDC 1A
Electrical	100,000 Operations(at30 Operations/minute)
Mechanical	10,000,000 Operations(at300 Operations/minute)

CHARACTERISTICS DATA

Insulation Resistance	100M Ω Min at 500VDC
Between Open Contacts	500VAC(for one minute)
Between Contacts and coil	1000VAC(for one minute)
Operate Time	6ms
Release Time	4ms
Temperature Range	-30°Cto+70°C
Shock Resistance	Operating Extremes: 10G
	Damage Limits: 50G
Vibration Resistance	10-55Hz, 1.5mm
Max. switching frequency	Mechanical:18,000operations/hr Electrical:1,800operations/hr
Humidity	40-85%
Weight	Approx 5g

APPROVED STANDARDS

UL & cUL	1A 120VAC 2A 24VDC
----------	-----------------------

COIL DATA at 20°C

Coil Power 0.15W

Nominal Voltage (VDC)	Rated Current (mA)	Max Operate Voltage (VDC)	Min Release Voltage (VDC)	Coil Resistance (Ω ±10%)
3	50	2.4	0.15	60
5	29.9	4	0.25	167
6	25	4.8	0.3	240
9	16.7	7.2	0.45	540
12	12.5	9.6	0.6	960

Coil Power 0.2W

Nominal Voltage (VDC)	Rated Current (mA)	Max Operate Voltage (VDC)	Min Release Voltage (VDC)	Coil Resistance (Ω ±10%)
3	66.7	2.25	0.3	45
5	40	3.75	0.5	125
6	33.3	4.5	0.6	180
9	22.2	6.75	0.9	405
12	16.7	9	1.2	720
24	8.3	18	2.4	2880

Coil Power 0.36W

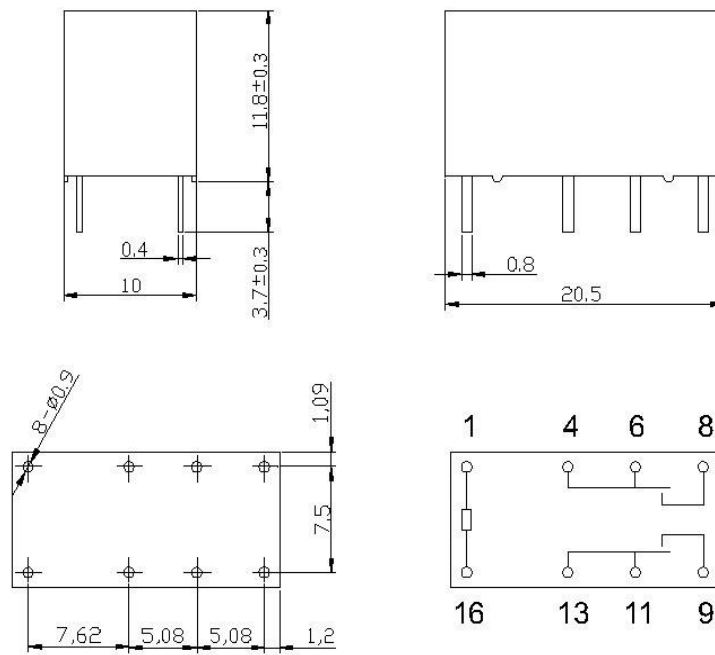
Nominal Voltage (VDC)	Rated Current (mA)	Max Operate Voltage (VDC)	Min Release Voltage (VDC)	Coil Resistance (Ω ±10%)
3	120	2.25	0.3	25
5	72	3.75	0.5	70
6	60	4.5	0.6	100
9	40	6.75	0.9	220
12	30	9	1.2	400
24	15	18	2.4	1600
48	7.5	36	4.8	6400

Coil Power 0.45W

Nominal Voltage (VDC)	Rated Current (mA)	Max Operate Voltage (VDC)	Min Release Voltage (VDC)	Coil Resistance (Ω ±10%)
3	150	2.25	0.3	20
5	89.2	3.75	0.5	56
6	75	4.5	0.6	80
9	50	6.75	0.9	180
12	37.5	9	1.2	320
24	18.7	18	2.4	1280
48	9.4	36	4.8	5100

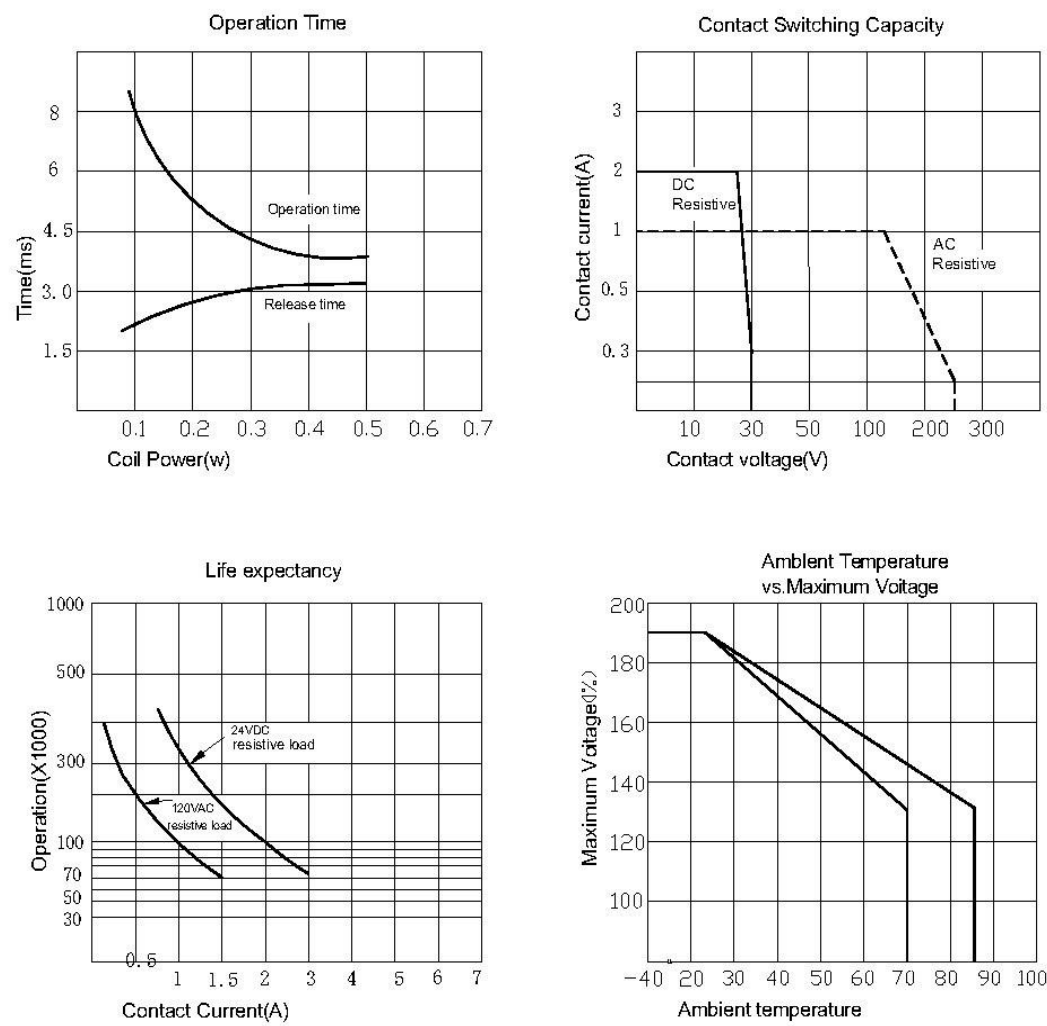
- 3-24VDC Coil Resistance Tolerance ±10%,
- 48VDC Coil Resistance Tolerance ±15%.

OUTLINE DIMENSIONS, WIRING DIAGRAM AND LAYOUT



Layout (Bottom view)

ENGINEERING DATA



The online store for Electronic Components.

a2z **electronic** .com
Sourcing Simplified