

**buy electronic components online now.....@**

**a2zelectronic.com**



**Capacitors**



**Diodes**



**Terminal Blocks  
PCB Mountable**



**Transistors**



**LCD Displays**



**Instrument Cooling Fan**



**MOV's  
Metal Oxide Varietors**



**IC's**



**Fuses**

**All Industrial Electronic components Available.**

**Capacitors (D.C. & A/C)  
IGBTs  
MOSFETs  
Semiconductors  
SCRs  
Switches**

**Relays  
Connectors  
Terminal Blocks  
LCD's  
Resistors  
Transistors, Buzzers**


**7 Seg LED Displays  
Instrument cooling Fans  
Fuse & Fuse Holder  
MOV's, Heat Sinks, Diodes  
IC's, Knob's, Trim pots,  
LED Power Supply...etc.,**

**support@a2zelectronic.com**

**91 99 4417 4417**

## FEATURES

- 10A cube relay
- 1 Form C ( 1PDT) contact arrangement
- Plastic material applied in high temperature and better chemical solution.
- Sealed type for washing procedure
- Using at home appliances, office machines, audio equipment, coffee pot , control units, etc.



UL FILE NO. : E126157  
CUL FILE NO. : E126157  
TUV FILE NO. : R9754097

## ORDERING INFORMATION

**LEG 1A**    **12**    **H**  
           1        2            3        4

1. Type
2. Contact Arrangement  
     Nil : 1 Form C(1PDT)  
     1A : 1 Form A(1PST-NO)
3. Coil Nominal Voltage
- 4 Nil:10A  
     H: 5A

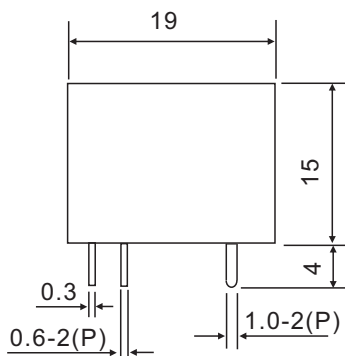
## COIL DATA(0.36W, at 25 )

Coil Nominal Voltage (VDC)	Resistance Tol.±10% (Ohms )	Nominal Current (mA)	Maximum Pick Up Voltage (V)	Minimum Drop Out Voltage (V)
3	25	120	2.1	0.3
5	70	72	3.5	0.5
6	100	60	4.2	0.6
9	225	40	6.3	0.9
12	400	30	8.4	1.2
24	1,600	15	16.8	2.4
48	6,400	7.5	33.6	4.8

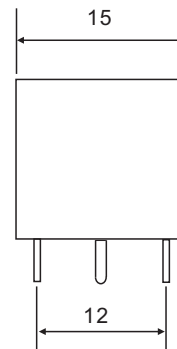
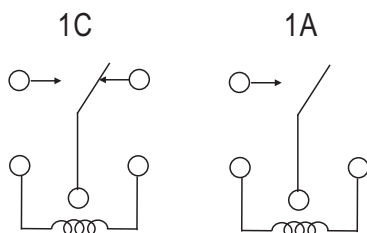
## CONTACT RATING

UL	Resistive (Cos.θ = 1)	AC 240V / DC 24V	10A
	Inductive (Cos.θ = 0.4)	AC 240V	5A
TUV	Resistive (Cos.θ = 1)	AC 120V	10A
		AC 240V / DC 24V	7A
	Inductive (Cos.θ = 0.4)	AC 240V	3A

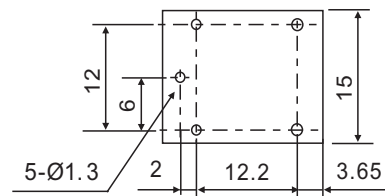
## DIMENSIONS(±0.2mm)



WIRING DIAGRAM  
(BOTTOM VIEW)



P.C.B LAYOUT  
(BOTTOM VIEW)



## GENERAL DATA

Insulation Resistance	100 MΩ Min. (DC 500V)
Dielectric Strength	750 VAC, 50/60Hz between contact.
	1,500 VAC, 50/60Hz between all elements.
Contact Material	Ag alloy.
Contact Resistance	100 milliohms max. ( initial value )
Shock Resistance	Malfunction: 10G(11ms) ; Destructive: 100G(6ms)
Vibration Resistance	Malfunction: 10 to 55 Hz. at Double Amplitude of 1.5 mm
	Destructive: 10 to 55 Hz. at Double Amplitude of 1.5 mm
Operation Time	8 ms max.
Release Time	5 ms max.
Temperature Range	- 25°C ~ + 80°C
Expected Life	With operation rate 30/min.
	Mechanical - 10,000,000 operations min.
	Electrical - 100,000 operations min. at rated load.
Weight	9 grams